

## USER GUIDE · GUIDE DE L'UTILISATEUR



### Illuminated Gaming Mouse Pads, Mats & Wrist Rests

REGISTER NOW



ENREGISTRER

*This product comes with a 1 year limited warranty.*

**Register this product within 30 days of sale to activate a complimentary 2 year warranty extension and receive free advanced technical support.**

**Learn more and register now.**

*Ce produit a une garantie limitée de 1 an.*

**Enregistrez ce produit dans les 30 jours suivant son achat pour activer l'extension de garantie de 2 ans et bénéficier de notre service après-vente gratuit. Pour en savoir plus, enregistrez ce produit dès à présent.**

**[ENHANCEgaming.com/warranty](http://ENHANCEgaming.com/warranty)**

# BECOME A VIP

# LIKE US ON FACEBOOK




Free Product Giveaways

Exclusive Discounts

Sneak Peek at New Products

And More VIP Perks!

**[AccessoryPower.com/VIPclub](https://AccessoryPower.com/VIPclub)**



Join Our Community  
and Stay Up-To-Date  
with News & Promotions

**[Facebook.com/AccessoryPower](https://Facebook.com/AccessoryPower)**

# IN LESS THAN 30 SECONDS



Need help with this product?  
Besoin d'assistance sur ce produit?  
¿Necesita ayuda con este producto?  
Benötigen Sie Hilfe bei diesem Produkt?  
Hai bisogno di aiuto per questo prodotto?  
购买的产品 · 是否需要提供协助 ?


[ENHANCEgaming.com/support](http://ENHANCEgaming.com/support)

## PRODUCT COMFORT NOTICE NOTICE DE CONFORT

Long period of repetitive motion using this product may be associated with nerve, tendon, or muscle injury in your hands, wrists, arms, shoulders, neck, or back. If you experience symptoms such as persistent or recurring discomfort, pain, throbbing, aching, tingling, numbness, burning sensation, or stiffness you should see a qualified health professional. Visit [www.enhancegaming.com/comfort](http://www.enhancegaming.com/comfort) for more information.

Une utilisation répétitive et prolongée de ce produit peut entraîner des douleurs au niveau des nerfs, tendons ou musculaires au niveau des mains, poignets, épaules, du cou ou du dos. Si vous présentez des symptômes tels que de l'inconfort, de la douleur, des palpitations, des sensations de picotements, d'engourdissement, de brûlure ou de rigidité, persistants ou récurrents, consultez votre docteur. Visitez [www.enhancegaming.com/comfort](http://www.enhancegaming.com/comfort) pour plus d'information.

## Product diagram Schéma du produit Diagrama de producto Producktabbildung Schema del prodotto 产品图



- | EN                              |
|---------------------------------|
| 1 Power button, color selection |
| 2 Micro USB port                |
| 3 USB-A to Micro USB cable      |

- | FR  |
|---|
| 1 Bouton d'alimentation, sélection de couleur |
| 2 Port Micro USB                              |
| 3 Câble USB-A / Micro USB                     |

- | ES                                       |
|--|
| 1 Botón de encendido, selección de color |
| 2 Puerto micro USB                       |
| 3 Cable adaptador de USB-A a micro USB   |

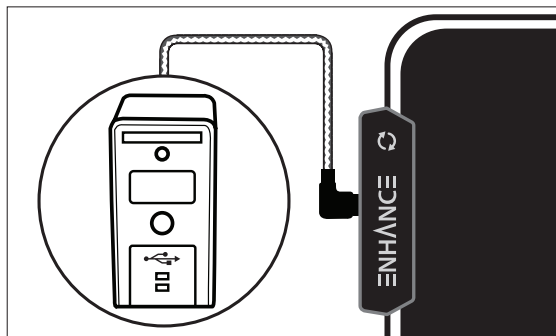
- | DE                                |
|-----------------------------------|
| 1 Ein- / Ausschalter, Farbauswahl |
| 2 Mikro-USB-Schnittstelle         |
| 3 USB-A-zu-Mikro-USB-Kabel        |

- | IT   |
|--|
| 1 Pulsante di accensione, selezione del colore |
| 2 Porta Micro USB                              |
| 3 Cavo da USB-A a Micro USB                    |

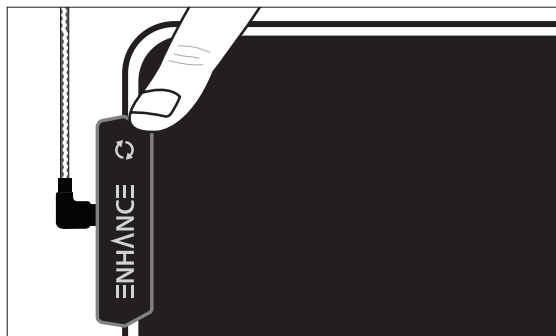
- | ZH                      |
|-------------------------|
| 1 电源按钮 · 颜色选择           |
| 2 Micro USB 端口          |
| 3 USB-A 到 Micro USB 连接线 |

EN

## Operating instructions



Insert the Micro USB connector into the controller.  
Insert the USB connector into computer's USB port.

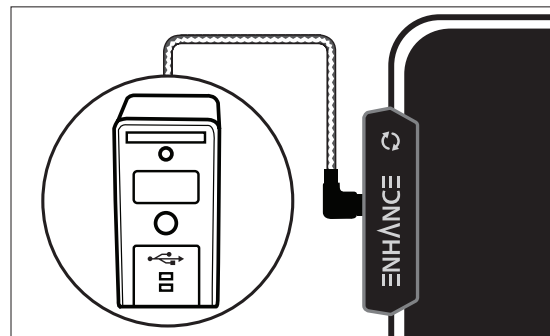


Press the power button to turn On the illumination.  
Press the power button to select a color mode.  
Press and hold the power button to power Off the illumination.

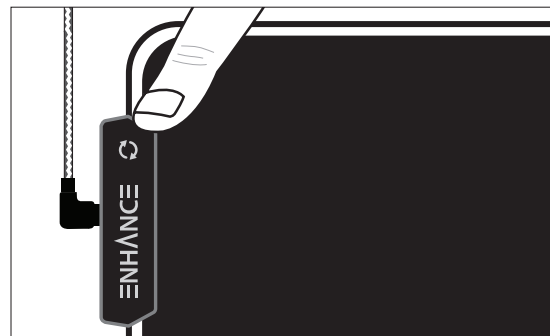
6

FR

## Mode d'emploi



Insérez le connecteur Micro USB dans le tapis de souris.  
Branchez le connecteur USB sur un port USB.

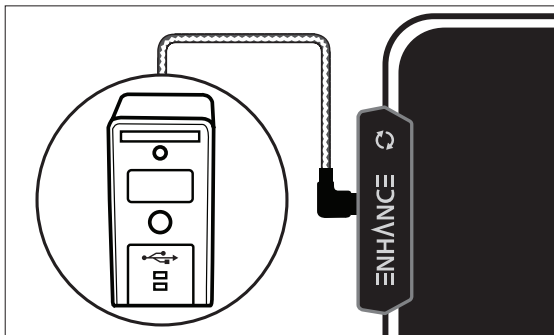


Appuyez sur le bouton d'alimentation pour allumer l'illumination.  
Appuyez sur le bouton d'alimentation pour sélectionner un mode de couleur.  
Appuyez longuement sur le bouton d'alimentation pour éteindre l'illumination.

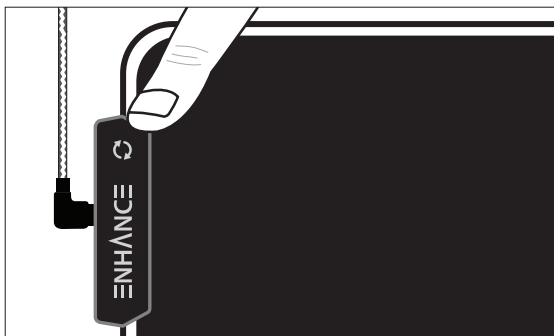
7

ES

## Instrucciones de Operación



Inserte el conector Micro USB en la alfombrilla del mouse.  
Inserte el conector USB en un puerto USB.

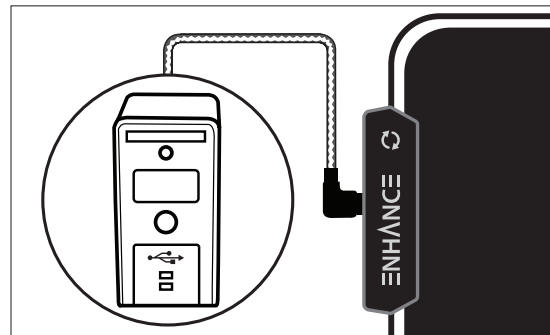


Presione el botón de encendido para encender la iluminación.  
Presione el botón de encendido para seleccionar un modo de color.  
Mantenga presionado el botón de encendido para apagar la iluminación.

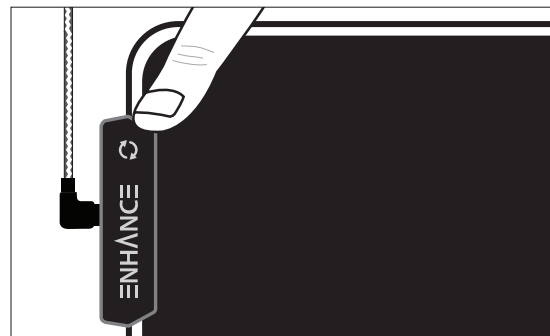
8

DE

## Bedienungsanleitung



Stecken Sie den Micro-USB-Stecker in das Mauspad.  
Stecken Sie den USB-Stecker in einen USB-Anschluss.

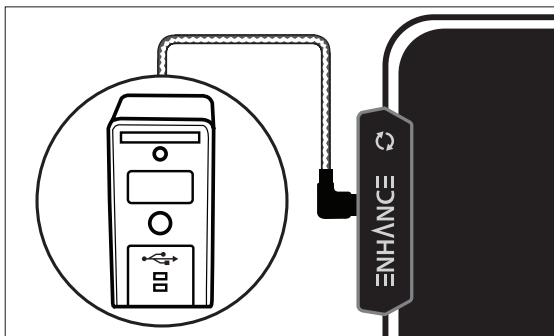


Drücken Sie die Power-Taste, um die Beleuchtung einzuschalten.  
Drücken Sie die Power-Taste, um einen Farbmodus auszuwählen.  
Halten Sie die Power-Taste gedrückt, um die Beleuchtung auszuschalten.

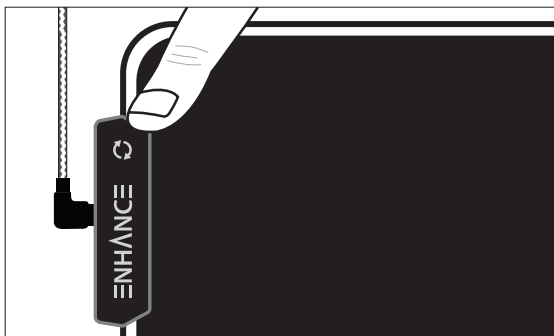
9

IT

## Istruzioni operative



Inserire il connettore Micro USB nel tappetino del mouse pad.  
Inserire il connettore USB nella porta USB.

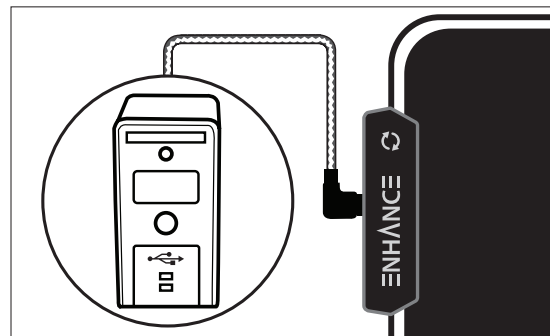


Premere il pulsante di accensione per accendere l'illuminazione.  
Premere il pulsante di accensione per selezionare una modalità colore.  
Premere e tenere premuto il pulsante di accensione per spegnere l'illuminazione.

10

ZH

## 操作指令

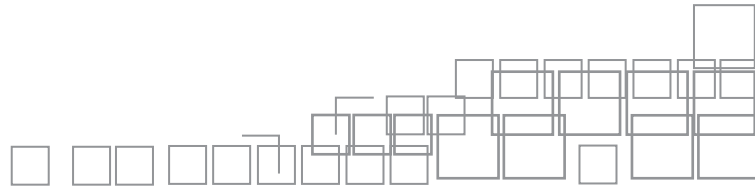
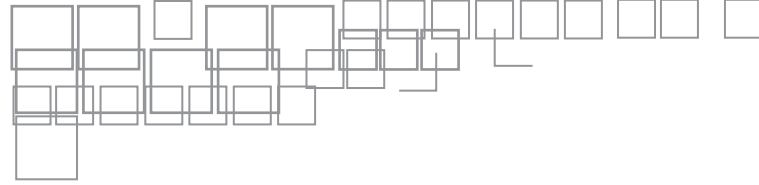


将 Micro USB 连接器插入鼠标垫。  
将 USB 连接器插入 USB 端口。



按下电源键，打开照明。  
按下电源键，选择色彩模式。  
按住电源键，关闭照明。

11



## Product specifications Spécifications du produit Especificaciones del producto Produktspezifikationen Specifiche del prodotto 产品规格

LED modes: 7 colors, color shifting, color changing, RGB and Off  
Power input: 5V – 150mA  
USB cable length: 72 inches

Modes LED: 7 couleurs, changement de couleur, changement de couleur, RGB et Off  
Alimentation: 5V – 150mA  
Longueur du câble USB: 182,9 cm



### FCC Compliance Notice

This equipment has been tested and found to comply with the limits for a class B digital device, pursuant to part 15 of the FCC Rules. These limits are designed to provide reasonable protection against harmful interference in a residential installation. This equipment generates, uses and can radiate radio frequency energy and if not installed and used in accordance with the instructions, may cause harmful interference to radio communications. However, there is no guarantee that interference will not occur in a particular installation. If this equipment does cause harmful interference to radio or television reception, which can be determined by turning the equipment off and on, the user is encouraged to try to correct the interference by one or more of the following measures:

- Reorient or relocate the receiving antenna.
- Increase the separation between the equipment and receiver.
- Connect the equipment into an outlet on a circuit different from that to which the receiver is connected.
- Consult the dealer or an experienced radio/TV technician for help.



# ENHANCE<sup>®</sup>

Products designed to  
magnify,  
intensify,  
strengthen,  
amplify,  
and of course,  
enhance your life.







WARRANTY GARANTIE GARANTÍA



GARANTIE GARANZIA 保固

This product comes with a 1 year limited warranty, the acceptance of which is a condition of sale. Register this product within 30 days of sale to activate a complimentary 2 year warranty extension and receive free advanced technical support. For warranty program details, registration, and support visit ENHANCEgaming.com/warranty

Ce produit à une garantie limitée de 1 an, la condition étant son achat. Enregistrer ce produit dans les 30 jours suivant son achat pour activer l'extension de garantie de 2 ans et bénéficier de notre service après-vente gratuit. Pour en savoir plus sur l'enregistrement et le service après-vente allez sur ENHANCEgaming.com/warranty

Este producto viene con una garantía limitada de 1 año, la aceptación de que es una condición de la venta. Registrar este producto dentro de los 30 días de la venta para activar una extensión de cortésia 2 años de garantía y recibir soporte técnico avanzado libre. Para los detalles del programa de garantía, el registro, y una visita de apoyo ENHANCEgaming.com/warranty

Dieses Produkt kommt mit einer 1-Jahres-Garantie, deren Annahme ist eine Bedingung des Verkaufs. Registrieren Sie dieses Produkt innerhalb von 30 Tagen den Verkauf an ein kostenloses 2 Jahre Garantie-Erweiterung zu aktivieren und erhalten kostenlose erweiterte technische Unterstützung. Für Garantie-Programm Details, Registrierung und Support Besuch ENHANCEgaming.com/warranty

Questo prodotto viene fornito con una garanzia limitata di 1 anno, la cui accettazione è una condizione di vendita. Registra questo prodotto entro 30 giorni di vendita per attivare tutte le mattine una estensione di garanzia di 2 anni e di ricevere supporto tecnico avanzato gratuito. Per i dettagli del programma di garanzia, la registrazione e supporto visitare ENHANCEgaming.com/warranty

本产品带有1年有限保修的销售承诺。在购买后30天内注册本产品将获得赠2年延长保修及得到免费高级技术支持。关于保修流程的细节、注册和支持。请访问 ENHANCEgaming.com/warranty

This product comes with a limited warranty, the acceptance of which is a condition of sale. For details visit ENHANCEgaming.com/warranty

© 2020 AP Global, Inc. All rights reserved. Accessory Power, the Accessory Power logo, ENHANCE, the ENHANCE logo, and other marks and logos are either registered trademarks or trademarks of AP Global, Inc. in the United States and/or other countries. All other trademarks are the property of their respective owners.

**Manufactured in China. Designed in California.**

Ce produit est couvert par une garantie limitée, dont l'acceptation est une condition de vente. Pour plus de détails, visitez ENHANCEgaming.com/warranty

© 2020 AP Global, Inc. Tous droits réservés. Accessory Power, le logo Accessory Power, ENHANCE, le logo ENHANCE, et les autres marques et logos sont des marques déposées ou des marques de AP Global, Inc. aux États-Unis et/ou dans d'autres pays. Toutes les autres marques sont la propriété de leurs propriétaires respectifs.

**Fabriqué en Chine. Conçu en Californie.**



YouTube.com/AccessoryPower



Facebook.com/AccessoryPower



Instagram.com/AccessoryPower

ENHANCEgaming.com/recycle



ENHANCE

**Illuminated Gaming Mouse Pads,  
Mats & Wrist Rests**

MODEL: ENPCPX100GAEW

MODEL: ENPCPX100MCEW

MODEL: ENPCPLE100GAEW

MODEL: ENPCPLE100MCEW

MODEL: ENPCPEF100BKEW

